



FINAL YEAR PROJECT REPORT

FACTOTUM

In fulfillment of the requirement
For degree of
BSE (SOFTWARE ENGINEERING)

By

**KHUSHBAKHT EHTESHAM
ZARA MUFFASIR
ZEESHAN AHMED**

**(28274)
(28341)
(28342)**

SUPERVISOR

ENGR. BUSHRA FAZAL

BAHRIA UNIVERSITY (KARACHI CAMPUS)

Submission Performa

Acknowledgments

Name (1) (Khushbakht Ehtesham)

(2) (Zara Muffasir)

(3) (Zeeshan Ahmed)

Address (1) A-85, Gulshan-e-Iqbal, Karachi

(2) Flat # 23, Sumaira Arcade block N, North Nazimabad, Karachi.

(3) House # 248/185, A area, Future colony, Karachi


Factotum

Engr. Bushra Fazal

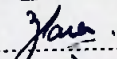
This report is submitted as required for the Project in accordance with the rules laid down by the Bahria University as part of the requirements for the award of the degree of Bachelor of Engineering. I declare that the work presented in this report is my own except where due reference or acknowledgement is given to the work of others.

Signatures of students

Date

(1) 
.....

23-05-2018
.....

(2) 
.....


23-05-2018
.....

(3) 
.....

23-05-2018
.....

Signature of Supervisor

Date


.....

.....

Acknowledgments

We would start by thanking ALLAH Almighty, who enables us to fulfill all the work we do.

We would like to extend our gratitude to the Bahria University (Karachi Campus) which has provided us with the facilities and environment to complete this project.

We pay special thanks to **Medifield Domestic Servant Services** for their time to time guidelines about how their system actually works and what are the daily problems faced and what are the solutions they would like to see.

We would pay special regards to our supervisor Engr. Bushra Fazal for her continuous guidance and support during the entire system development. Her advice and suggestion regarding the system proved very helpful.

Our friends and family, who showed constant support and love for our work.

Abstract

Finding a domestic helper who will minimize all your workload is a blessing now a day and to do so people go through a big hassle still never get satisfied. To solve this societal issue, we introduce our project factotum who will solve all your domestic problems from housekeeping maids to driver, cooks, baby sitters and nurses all under one roof. This project is developed for our client "Medifield Domestic Servant Services" who are aiming to eliminate all these kinds of problems by providing an interface where people can find their them according to their requirements by using their smart phones. The project will provide ease to our client as well as to the people throughout the lifecycle of the finding and hiring process.

1	INTRODUCTION	11
2	BACKGROUND AND LITERATURE REVIEW	12
2.1	EXISTING SYSTEM	13
2.1.1	Existing System Description	12
3	ANALYSIS AND DESIGN	14
3.1	FACTOTUM LOGO	14
3.2	FACTOTUM QR CODE	14
3.3	ENTITY RELATIONSHIP DIAGRAM (ERD)	13
3.4	CONTEXT DIAGRAM	16
3.5	ARCHITECTURE DIAGRAM	17
3.6	PROJECT SCHEDULING	16
3.6.1	GANTT CHART	16
3.7	SEQUENTIAL DIAGRAM	19
3.7.1	(Admin Panel)	19
3.7.2	(Android app)	20
3.8	DEVELOPMENT MODEL	21
3.9	PROCESS MODEL	22
3.10	REQUIREMENT	23
3.10.1	Hardware and software Environment	23
3.10.2	System Requirements	24
3.11	USE CASE (ANALYSIS)	25
3.11.1	Sign Up	25
3.11.2	Send Request (Client)	26
3.11.3	Send Request (Worker)	27
3.11.4	Receives Request (Agent)	28
3.11.5	Register Worker	29
3.11.6	Manage Client	30
3.11.7	Manage Worker	31
3.11.8	Assign Task	32
3.12	USE CASE (DESIGN)	33
3.12.1	Sign Up	33

Table of contents

The table of the contents is on a separate page and is numbered iii. The table of contents lists the sections of the report, a list of figures and a list of tables along with the page on which they begin.

1. INTRODUCTION.....	10
1.1 PROBLEM STATEMENT:	11
1.2 PROJECT SCOPE:.....	11
1.3 PROJECT OBJECTIVES:.....	11
2. BACKGROUND AND LITERATURE REVIEW	12
2.1 EXISTING SYSTEM.....	12
2.1.1 Existing System Description	12
3. ANALYSIS AND DESIGN	14
3.1 FACTOTUM LOGO	14
3.2 FACTOTUM QR CODE:.....	14
3.3 ENTITY RELATIONSHIP DIAGRAM: (ERD)	15
3.4 CONTEXT DIAGRAM:	16
3.5 ARCHITECTURE DIAGRAM:.....	17
3.6 PROJECT SCHEDULING:	18
3.6.1 GANTT CHART:	18
3.7 SEQUENTIAL DIAGRAM	19
3.7.1 (Admin Panel):.....	19
3.7.2 (Android App)	20
3.8 DEVELOPMENT MODEL:	21
3.9 PROCESS MODEL:	22
3.10 REQUIREMENT	23
3.10.1 Hardware and software Environment.....	23
3.10.2 System Requirements	24
3.11 USE CASE (ANALYSIS)	25
3.11.1 Sign Up.....	25
3.11.2 Send Request(Client).....	26
3.11.3 Send Request (Worker)	27
3.11.4 Receives Requests(Agent):	28
3.11.5 Register Worker	29
3.11.6 Manage Client.....	30
3.11.7 Manage Worker	31
3.11.8 Assign Task	32
3.12 USE CASE (DESIGN)	33
3.12.1 Sign Up.....	33