

# **EXPLORING ECONOMIC AND MARKET DRIVERS IN ASIA: A PRE- AND POST- COVID SDG COMPLIANCE FRAMEWORK**

**BY**

**VIVEK**

**72933**

**HADIQA MAZHAR**

**72938**

**SIMRA AKBAR**

**72939**

A Project submitted to Department of Management Studies, Bahria Business School, Bahria University – Karachi Campus, in partial fulfillment of the requirement for BS A&F Degree



**BS (ACCOUNTING & FINANCE)  
FALL-2024**

**Bahria University Karachi Campus**

### 1<sup>st</sup> Half Semester Progress Report

<b>Name of Student(s)</b>	Vavek , Simra Akbar , Hadiga Azhar
<b>Enrolment No.</b>	02-112211-030, 02-112211-039, 02-112211-037
<b>Thesis/Project Title</b>	The Nexus Of Banking Infrastructure, Savings, Market Capitalization, Manufacturing Inflation, Time Standards, Exchange Rate, And S&P Global Index : An Asian Pre- And Post Covid Pandemic SDG Compliance Framework.

#### Supervisor Student Meeting Record

No.	Date	Place of Meeting	Topic Discussed	Signature of Student
1	30 Sept 2024	PG-Lab	Topic Selection & Risk Analysis	<i>[Signatures]</i>
2	7 Sept 2024	PG Lab	Extensive Review of Literature	<i>[Signatures]</i>
3	21 Oct 2024	PG-Lab	Theoretical Background	<i>[Signatures]</i>
4	28 Nov 2024	PG-Lab	Conceptual Framework	<i>[Signatures]</i>

Progress Satisfactory  Progress Unsatisfactory

Remarks: \_\_\_\_\_  
 \_\_\_\_\_  
 \_\_\_\_\_

Signature of Supervisor: *[Signature]* Date: 13 Dec 2024

Name of Supervisor: Dr FARHAN MAHBOOB

**Note:** Students must attach 1<sup>st</sup> & 2<sup>nd</sup> half progress report at the end of FYP spiral copies.

## PROJECT APPROVAL STATEMENT

### APPROVAL FOR EXAMINATION

**Candidate's Name:** Vivek

**Enrollment No:** 02-112211-030

**Candidate's Name:** Hadiqa Mazhar

**Enrollment No:** 02-112211-037


**Candidate's Name:** Simra Akbar

**Enrollment No:** 02-112211-039

**Project Title:** *The Nexus of Banking Infrastructure, Savings, Market Capitalization, Manufacturing, Inflation, Living Standards, Exchange Rate, and S&P Global Index: An Asian Pre- and Post-Covid Pandemic SDG Compliance Framework.*

I hereby certify that the above candidate's final year project (FYP) has been completed to my satisfaction and, to my belief, its standard is appropriate for submission for examination. I have also conducted a plagiarism test of this FYP using HEC-prescribed software and found a similarity index on page # vii that is within the permissible limit set by the HEC for the BS (A & F) FYP. I have also found the FYP in a format recognized by the Department of Management Sciences.


**Supervisor's Signature:**



**Date:** 13 Dec 2024

**Supervisor's Name:** Dr. Farhan Mehboob

**HOD's Signature:**






**Date:**

6/2/25

## DECLARATION OF AUTHENTICATION

I, hereby, declare that no portion of the work referred to in this project has been submitted in support of any application for another degree or qualification of this university or any other institution of learning.

Student's Signature:

1. 
2. 
3. 

## **TABLE OF CONTENT**

<b>S. No.</b>	<b>Description</b>	<b>Page #</b>
1	1. Introduction	16
2	2. Literature Review	18
3	2.1. Theoretical Background	18
4	2.1.1. Banking Infrastructure And Liquidity Preference Theory	19
5	2.1.2. Savings And Loanable Funds Theory	20
6	2.1.3. Manufacturing And Endogenous Growth Theory	21
7	2.1.4. Inflation And Fisher Effect	21
8	2.1.5. Living Standards And Consumption Function Theory	22
9	2.1.6. Determinants Of Exchange Rates And The Purchasing Power Party	23
10	2.1.7. S&P Global Indices And Efficient Market Hypothesis	23
11	2.1.8. Theoretical Summation	24
12	2.2. Literature Review	24
13	2.2.1. Banking Infrastructure And Economic Growth	24
14	2.2.2. Saving And Investment Dynamics	25
15	2.2.3. Market Capitalization And Financial Market Development	25
16	2.2.4. Manufacturing Sector And Economic Resilience	26
17	2.2.5. Inflation And Macroeconomic Stability	27
18	2.2.6. Living Standards And Income Inequality	27
19	2.2.7 Exchange Rates And Trade Performance	28
20	2.2.8. S&P Global Index And Market Integration	29
21	2.2.9 Concluding Analysis Of Asia's Economic Landscape	29
22	3. Research Methodology	31

23	3.1. Introduction	31
24	3.2. Research Design	31
25	3.3. Research Methodology	31
26	3.4. Data Analysis	31
27	4. Data Analysis	32
28	4.1. Generalized Least Squares	34
29	4.1.1. 2019: Economic Drivers Model (Model 1)	34
30	4.1.1.1. Banking Infrastructure And Liquidity Preference Theory	34
31	4.1.1.2. Savings And Loanable Funds Theory	34
32	4.1.1.3. Manufacturing And Endogenous Growth Theory	34
33	4.1.1.4. Inflation And The Fisher Effect	35
34	4.1.1.5. Consumer Goods Theory And Living Standards	35
35	4.1.1.6. Exchange Rates And Purchasing Power Party (PPP)	35
36	4.1.1.7. S&P Global Index And Efficient Market Hypothesis	35
37	4.1.2. 2019: Market Performance Model (Model 2)	36
38	4.1.2.1. Banking Infrastructure And Liquidity Preference Theory	36
39	4.1.2.2. Savings And Loanable Funds Theory	36
40	4.1.2.3. Manufacturing And The Theory Of Endogenous Growth	37
41	4.1.2.4. Inflation And The Fisher Effect	37
42	4.1.2.5. Consumer Goods Theory And Living Standards	37
43	4.1.2.6. Exchange Rates And Purchasing Power Party (PPP)	38
44	4.1.2.7. S&P Global Index And Efficient Market Hypothesis	38
45	4.1.3. 2022: Economic Drivers Model (Model 1)	38
46	4.1.3.1. Banking Infrastructure And Liquidity Preference Theory	38

47	4.1.3.2. Savings And Loanable Funds Theory	39
48	4.1.3.3. Manufacturing And The Theory Of Endogenous Growth	39
49	4.1.3.4. Inflation And The Fisher Effect	39
50	4.1.3.5. Consumer Goods Theory And Living Standards	40
51	4.1.3.6. Exchange Rates And Purchasing Power Party (PPP)	40
52	4.1.3.7. S&P Global Index And Efficient Market Hypothesis	40
53	4.1.4. 2022: Market Performance Model (Model 2)	41
54	4.1.4.1. Banking Infrastructure And Liquidity Preference Theory	41
55	4.1.4.2. Savings And Loanable Funds Theory	41
56	4.1.4.3. Manufacturing And The Theory Of Endogenous Growth	41
57	4.1.4.4. Inflation And The Fisher Effect	42
58	4.1.4.5. Consumer Goods Theory And Living Standards	42
59	4.1.4.6. Exchange Rates And Purchasing Power Party (PPP)	42
60	4.2. Robust Least Squares	43
61	4.2.2. 2019:Economic Drivers Model (Model 1)	43
62	4.2.1.1. Banking Infrastructure And Liquidity Preference Theory	43
63	4.2.1.2. Savings And Loanable Funds Theory	44
64	4.2.1.3. Manufacturing And The Theory Of Endogenous Growth	44
65	4.2.1.4. Inflation And The Fisher Effect	44
66	4.2.1.5. Consumer Goods Theory And Living Standards	45
67	4.2.2. 2022:Economic Drivers Model (Model 1)	45
68	4.2.2.1. Banking Infrastructure And Liquidity Preference Theory	45
69	4.2.2.2. Savings And Loanable Funds Theory	46
70	4.2.2.3. Manufacturing And The Theory Of Endogenous Growth	46
71	4.2.2.4. Inflation And The Fisher Effect	47

72	4.2.2.5. Consumer Goods Theory And Living Standards	47
73	4.2.2.6. Exchange Rates And Purchasing Power Party (PPP)	48
74	4.2.2.7. S&P Global Index And Efficient Market Hypothesis	48
75	4.2.3. 2022: Market Performance Model (Model 1)	48
76	4.2.3.1. Banking Infrastructure And Liquidity Preference Theory	48
77	4.2.3.2. Savings And Loanable Funds Theory	49
78	4.2.3.3. Manufacturing And The Theory Of Endogenous Growth	50
79	4.2.3.4. Inflation And The Fisher Effect	50
80	4.2.3.5. Consumer Goods Theory And Living Standards	50
81	4.2.3.6. Exchange Rates And Purchasing Power Party (PPP)	51
82	4.2.3.7. S&P Global Index And Efficient Market Hypothesis	51
83	5. Recommendations, Implications, And Future Studies	52
84	5.1. Recommendations	52
85	5.1.1. Enhance Banking Infrastructure and Financial Systems	52
86	5.1.2. Promote Savings and Investment in Sustainable Ventures	52
87	5.1.3. Foster Innovation in Manufacturing and Green Technologies	53
88	5.1.4. Incorporate Inflation and Exchange Rate Stability into Policy Frameworks	53
89	5.1.5. Strengthen Regulatory Frameworks and Corporate Governance	53
90	5.1.6. Future Research and Long-Term Strategies	54
91	5.2. Implication	54
92	5.3. The Future of Studies	55

## ACKNOWLEDGMENT

First, we express our deepest gratitude to Allah Almighty, the source of all knowledge and wisdom, without whose blessings and guidance nothing is achievable.

Our heartfelt gratitude goes to our Course Supervisor, Lecturer Dr. Farhan Mahboob of Bahria University, for offering assistance at every step, for inspiring us and for reviewing the research for its entirety. His constant encouragement and many recommendations gave/us the guidance and assurance to finish this work.

We extend our heartfelt appreciation to Ms. Fazeelat Masood, our Project Coordinator, as well as our Dean and H.O.D., for granting us this golden opportunity to undertake a research project on the topic, "Exploring Economic and Market Drivers in Asia: A Pre- and Post-COVID SDG Compliance Framework". This project provided an opportunity of carrying out research work in-depth, expanding new horizons, and upgrading knowledge that will immeasurably benefit our academic and career experience.

We are also grateful to our classmates for comments and for their critics to our work that enabled us to enhance our work output.

Finally, we are eternally grateful to our parents for their support, encouragement and prayer create this work. They remained constantly encouraged throughout the duration of this project, and helped in ensuring that this project was completed within the stipulated time. It is our pleasure to express gratitude to all those who in one or the other ways contributed towards the completion of this research work.

## ABSTRACT

### **Purpose:**

This research analyzes the connections among key economic elements, that are banking systems, savings, production, inflation, quality of life, currency exchange rates, and the S&P Global Index, to assess their impact on market cap in Asia prior to and following the Covid-19 pandemic.

### **Benefit:**

The study enhances the comprehension of the dynamics surrounding macroeconomic, financial system and market based, especially regarding the attainment of Sustainable Development Goals (SDGs), providing valuable information for policymakers, investors, and enterprises...

### **Methodology:**

Using cross-sectional data from 2019 (pre-Covid) and 2022 (post-Covid), the research applies regression models to evaluate the importance and effects of the identified variables. Information comes from the World Bank and various credible economic data repositories.

### **Findings:**

Critical insights indicate a major positive impact of manufacturing and GDP on market capitalization, highlighting their crucial importance in long-term economic stability. On the other hand, inflation shows a statistically significant detrimental effect, highlighting the negative consequences of macroeconomic instability. Savings, though conceptually important, show limited direct impact, possibly eclipsed by more dominant elements like production and currency exchange rates. Banking infrastructure, while essential, seems to have a reduced influence in the context after the pandemic. Normal Manufacturing focuses on the unskilled labor, production processes and activities involved in creating goods, including all inputs and outputs. Manufacturing Value Added (MVA) measures the economic value contributed by manufacturing, calculated as the difference between output and input costs, reflecting its contribution to GDP, it focuses skilled labor with technology and capital, etc.

**Recommendations:**

The research promotes strategic investment in manufacturing and industrial advancements, focused inflation control, and bolstering exchange rate stability to improve market performance. Enhancing the alignment of banking practices with ESG and SDG principles is advisable to strengthen financial inclusivity and resilience.

**Implications:**

The results emphasize the significance of flexible financial approaches and cohesive policy structures for promoting sustainable economic development. They emphasize the necessity for a balanced strategy in macroeconomic management that focuses on innovation, equity, and resilience within the changing global economic environment.