



Bahria University, Islamabad

Virtual Tour of Bahria University

By

Amna Farid (01-133052-091)

Mahvash Yousuf (01-133052-104)

Sadaf Baloch (01-133052-112)

Final Year Project

Department of Computer Science

Session: 2005-2009

Project Supervisor: Mr. Fazal Wahhab

Date:

ACKNOWLEDGEMENTS

We are grateful to **Almighty Allah** for blessing us with the strength to complete this project and the health to keep our back straightened out which often went stiff due to the long sitting hours for concentration on the subject area.

Our group mate's fiancée **Salman Javaid** who support us in different field of work and whenever our moral is down he was always be available to pull us out from that situation.

Our **Parents** prayers which kept us gliding through the different phases of the project's completion cycle.

Our supervisor **Fazal Wahhab** for his continuous support throughout the terms, he provided guidance at every step where we got stuck and needed him to clarify ambiguities for us, he needs to be accredited for his patience for the number of questions we asked.


CERTIFICATE

Bahria University Library
Islamabad Campus


Acc No. MFN 2369

Date 26/02/10


We accept the work contained in this report as a confirmation to the required standard for the partial fulfillment of the degree.




Mr. Fazal Wahab
Supervisor



Mr. Adeel M. Syed
Internal Examiner




Mr. M. Akhtar Khan
External Examiner



Head of Department (CS&E)

JUMA NAZEER AHMAD
Head of Department
CS & Engineering
Bahria University
Islamabad



In the name of Allah (SWT) the most beneficent and the most merciful.

Table of Content

Abstract	1
1. Introduction	3
1.1 Introduction	4
1.2 Relevance to Course Modules	4
1.3 Background	5
1.4 Application Areas	6
1.5 Software Development Life Cycle Followed	7
2. Problems Definition	8
2.1 Problem Statement	9
2.2 Deliverables and Development Requirements	9
2.2.1 Deliverable	9
2.2.2 Development Requirement	9
3. Current Solution	12
3.1 Orientation System	13
3.2 Mandatory Process	13
3.3 Problem Faced in the Current System	13
4. Requirement Analysis	15
4.1 General Description	16
4.2 Functional Description	16
4.3 Non-Functional Requirements	17
4.3.1 Usability Requirements	18
5. 3D Modeling	19
5.1 3D Modeling	20
5.2 Models	21
5.3 Texture Mapping	24
5.4 Exporting a Max Model to the 3DS Format	25
6. Database Design and Implementation	26
6.1 Need for the Database	27
6.2 Advantage of the Database	27
6.3 Database Design	27
6.4 Database Layout	28

6.5 Tool	29
7. Web Console Design and Implementation	31
7.1 Need for a Web Console	32
7.2 Design of a Web Console	32
7.2.1 Administration Console	34
7.2.2 Business Logic Layer	36
7.2.3 Database Layer	36
7.3 Implementation	36
8. Software Implementation	37
8.1 OGER (Object Oriented Rendering Engine)	38
8.2 Implementation	40
8.3 Class Structure	40
8.3.1 3D Listener	42
8.3.2 3D Application	42
8.3.3 3D Application Main	42
8.4 Functionality	42
8.4.1 Triggers	42
8.4.2 Questions and Answers	42
8.4.3 Sound	43
8.4.4 Connection with Database	43
9. Testing and Evaluation	44
9.1 Unit Testing	45
9.2 Integration Testing	45
9.3 System Testing	45
9.4 Stress Testing	45
9.5 Acceptance Testing	46
10. Deployment	47
10.1 Deployment	48
11. Conclusion and Recommendation	49
12. References	51

Table of Figures

Figure No.	Description of Figure	Page No.
Fig 5.1	The Wire Frame Model of the New Campus's 2 nd Floor	20
Fig 5.2	Rendered view of the Computer Labs	20
Fig 5.3	The 2-D Wire Frame model of the Old Campus along with a 3-D rendered model	21
Fig 5.4	Importing pre-created / pre-rendered objects into the model	22
Fig 5.5	Editing Geometry for different objects	22
Fig 5.6	Polygonal Modeling using 3-D Studio Max	23
Fig 5.7	A Typical Scene of the University's New Campus Modeled in 3-D Studio Max	24
Fig 5.8	Material Editor in 3D Studio Max for Texture Mapping	25
Fig 5.9	Exporting a model to 3DS	25
Fig 6.1	ER-Diagram of Database	30
Fig 7.1	Three Tier Diagram	33
Fig 7.2	Login page	34
Fig 7.3	Existing Data	35
Fig 7.4	Add New Data	35
Fig 8.1	OGRE Framework	39
Fig 8.2	Class Structure	41

In this electronic era, many organizations tend to explain their projects through 3D animated virtual tours. Due to the popularity of virtual tours in internet and electronic media market, real life has come to the computer and TV screen. Virtual tours give visitors a great opportunity to explore their decisions. They can visit a place while sitting at their homes and have an opportunity to explore their surroundings. Using virtual tours, one can make their business more practical, realistic and valuable.

Bahria University's Virtual Tour will facilitate visitors or new students who wish to visit the university. By using this tour one can go to a desired location directly without any hassle. Information about general queries can also be provided to the visitors on request.

1. INTRODUCTION