


CERTIFICATE


We accept the work contained in this report as a confirmation to the required standard for the partial fulfillment of the degree.

Mr. Sohail Safdar
Supervisor




Signature

Mr. Bilal Ashraf Awan
Internal Examiner



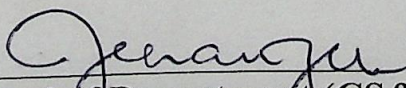
Signature

Mr. Mansoor Naseer
External Examiner



Signature




Head of Department (CS&E)
JEHANZEB AHMAD
Head of Department
CS & Engineering
Bahria University
BIM & CS, Islamabad

Dedication

To our parents, teachers and especially our fellow students who guided us throughout this project.

Acknowledgement

We would like to thank Almighty Allah who gave us the knowledge that we have implemented. Then we would like to thank, IPRAM international who accepted our proposal and offered us a chance to implement our knowledge. We would also like to thank the staff at IPRAM international for rendering their cooperation. We would also like to appreciate the guidance provided to us by some of our very close friends, and especially our supervisor he really helped us a lot throughout the track.

Abstract

IPRAM international is one of the fastest growing organizations in the pharmacy region. They were facing real trouble in managing their accounts, sales and inventory areas because of less efficient, slow and unreliable paperwork and their online representation was also needed. With all these growing needs they require something faster, more reliable, scientific and economical. So, we came up with a complete idea of office automation for them. We will be moving all their major departments to computer databases and a central monitoring facility will be given to the administration to track everything that's happening inside and outside. Issue involving in it will be training staff, may be hiring new people and purchase of reliable machines. This may sound a little leisure but in the long run it is an urgent need of the organization and it will reduce their managing cost without any compromise over security, reliability and speed.

Table of Contents

Table of Contents	1
Table of Figures.....	4
1. Proposal	6
1.1 Objective:.....	6
1.2 Description:.....	6
1.3 Solution Methodology:	6
1.4 Milestones:.....	7
1.5 Tools:	7
1.6 Feasibility:.....	7
1.6.1 Time line:	7
1.6.2 Resource Strength:	8
1.6.3 Risk Involvement:	8
1.7 Solution application areas:.....	8
1.8 Expertise of group members:	8
2 Existing System at IPRAM	9
2.1 IPRAM international.....	9
2.1.1 Research and development:	10
2.2 Existing system	11
2.2.1 Drawbacks in this system are listed below:	11
2.2.2 Company Requirements:.....	12
3 Proposed System	13
3.1 System Overview	13
3.2 Objectives of the Proposed System.....	13
3.3 System Design	13
3.3.1 Interface Design Phase.....	14
3.3.2 The logical database/Interface design.....	15
3.4 Plan and elaborate	17
4 Literary Survey	18

4.1	Microsoft SQL Server 2000.....	18
4.1.1	Enterprise Manager.....	18
4.1.2	Query Analyzer.....	18
4.1.3	SQL Profiler.....	19
4.1.4	Service Manager.....	19
4.1.5	Data Transformation Services (DTS).....	19
4.2	C# language features.....	19
4.3	Dreamweaver.....	20
4.4	Fireworks.....	20
5	Design & Implementation.....	21
5.1	Planning and Meetings.....	21
5.1.1	Accounts.....	21
5.1.2	Sales.....	22
5.1.3	HR & Pay Roll.....	23
5.2	Analysis:.....	24
5.2.1	System Sequence Diagrams.....	24
5.2.2	Entity Relationship Diagram.....	27
5.2.3	Data Flow Diagrams.....	30
5.2.4	System Architecture Diagram.....	36
5.3	Data Design.....	37
5.3.1	Relation Among tables:.....	38
5.4	Implementation.....	43
5.4.1	Training Personnel.....	43
5.4.2	Conversion.....	43
5.4.3	Screen Sots of Form.....	45
5.4.4	Reports Generated.....	57
6	Web Site of IPRAM International.....	63
6.1	Web Queries to Gather Developing Information:.....	63
6.2	The final hierarchy for IPRAM's Web.....	65
6.3	Screen Shots of Web Pages.....	66
7	Testing/Evaluation.....	73

7.1	Levels Of Correctness.....	73
7.1.1	Possible correctness	73
7.1.2	Probable correctness	74
7.1.3	Absolute correctness	74
7.2	Test Plan.....	74
7.3	Black Box Testing.....	75
7.3.1	Equivalence Partitioning.....	76
7.4	White Box Testing.....	77
7.4.1	Basis Path Testing.....	77
7.5	Testing Strategy	78
7.5.1	Unit Testing	79
7.5.2	Integration Testing.....	79
7.5.3	Validation Testing.....	79
7.5.4	System Testing.....	80
7.6	Introduction to System Evaluation.....	80
7.7	Merits of the System	81
7.7.1	Efficiency.....	81
7.7.2	Reduced Errors.....	81
7.7.3	Query System.....	82
7.7.4	List of Values.....	82
7.7.5	Better Response Time.....	82
7.7.6	System Security	82
7.7.7	Modular Approach.....	82
8	Conclusion	83
9	Future Prospects	84

Table of Figures

Figure 1 Entity Relationship Diagram	28
Figure 2 Level 1 DFD, Accounts Dept	30
Figure 3 Level 2 DFD, Accounts Dept.	31
Figure 4 Level 1 DFD, Sales Dept.....	32
Figure 5 Level 2 DFD, Sales Dept.....	33
Figure 6 DFD, Admin and Payroll.....	34
Figure 7 DFD Inventory.....	35
Figure 8 System Architecture Diagram	36
Figure 9 Distributor Data Set.....	38
Figure 10 Voucher Set 1	39
Figure 11 Employee Data Set	40
Figure 12 MIO Sales Entry Data Set	41
Figure 13 Login Data Set.....	42
Figure 14 Place Data Set.....	42
Figure 15 Admin Main Form.....	45
Figure 16 Employee Form	46
Figure 17 Product Form	47
Figure 18 Distributor Form.....	48
Figure 19 Place Form.....	49
Figure 20 Inventory Main Form	50
Figure 21 Head Office Inventory Form	51
Figure 22 Store Inventory Form	51
Figure 23 Accounts Dept Main Form.....	52
Figure 24 Payment Voucher (IPRAM)	53
Figure 25 Payment Voucher (Ch. Entp)	54
Figure 26 Sales Dept. Main Form.....	55
Figure 27 MIO Entry Form.....	56
Figure 28 Ch, Entp Distributor Search	57
Figure 29 Ch.Entp Item Search.....	57

Figure 30 Ch. Entp Profit/Loss Report	58
Figure 31 IPRAM Accounts Search by Item	58
Figure 32 IPRAM search by Vendor	59
Figure 33 IPRAM Profit/Loss Report.....	59
Figure 34 Product Sale Report.....	60
Figure 35 Employee Sale Report	60
Figure 36 Store Status	61
Figure 37 Head Office Inventory Report.....	61
Figure 38 Product List	62
Figure 39 Employee List.....	62
Figure 40 Hierarchy for IPRAM's web.....	65
Figure 41 Index Page	66
Figure 42 Activities Page (web)	67
Figure 43 Product Page (web).....	68
Figure 44 Product Table (web)	69
Figure 45 Network (web).....	70
Figure 46 Contact (web)	71
Figure 47 Locations (web).....	72