

Accounting Software

By

Sadaf Fayyaz

Enrollment No. 133011-023

*Maria Samar
133011-033*



Supervised

By

Mr. Nadeem M. Khan

**This report is submitted to Department of Computer Science , Bahria
University , Islamabad**

In partial fulfillment of the requirement for degree of BCS(Hons)

Department of Computer Science

Bahria University

Islamabad

Examination committee

Mr. Nazim M. Khan
Supervisor

[Signature]

بِسْمِ اللَّهِ الرَّحْمَنِ الرَّحِيمِ

Mr. Tehangir Ahmad
External Examiner

[Signature]

Mr. Shafiq Ahmed
Internal Examiner

[Signature]

Mr. Fazal Wahab
BOD


[Signature]

14-09-2005
Dated

[Signature]

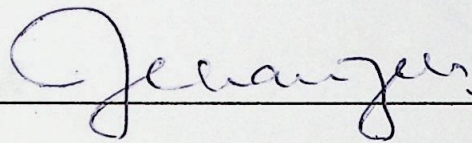
Examination committee

Mr. Nadeem .M. Khan
Supervisor

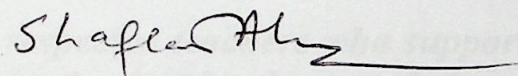


MFN
1135

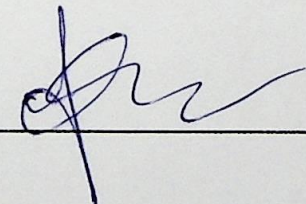
Mr. Jehanzeb Ahmad
External Examiner



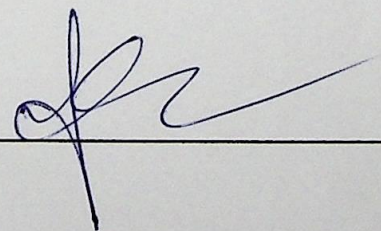
Mr. Shaqtab Ahmed
Internal Examiner



Mr. Farzal Wahab
HOD



14.07.2005
Dated



ACKNOWLEDGEMENTS

DEDICATED

TO

OUR BELOVED PARENTS

&

RESPECTED TEACHERS

We are dedicating this project to our respected teachers who supported us till the end and gave us courage and motivation for the completion of this project.

ACKNOWLEDGEMENTS

It is a universal truth that the intensity of love, affection and warmness of one's inner feelings cannot be measured by verbal means. Real regards and fondness for some personality can only be visualized and perceived. But in this civilized age the only media to communicate one's inner feelings to other fellows are the words. Therefore I have tried to clad my inner feelings into following words.

First of all, all our heartiest thanks to the almighty ALLAH, whose mercy and blessings helped me to complete this final project.

We express my deepest thanks and gratitude to our project advisor Mr. Nadeem M Khan for his help, guidance and providing every facility possible. Without his sincere cooperation, we might not be able to complete this project.

We are truly grateful to our respected teachers. Without their guidance and sincerity, we might not be able to get such an achievement in our career.

Our thanks is due to Mr. Zia for his every possible technical support.

We would like to thank all our friends and campus mates. We shall always remember their support throughout the BCS program.

The account of acknowledgement will remain incomplete if we don't express our sincere appreciation indebtedness and gratitude to our lovely parents whose deep love and utmost care cherished our lives. Their prayers and concern have always been a source of inspiration and encouragement to us throughout our academic career.

PROJECT IN BRIEF

Project Title	Accounts Management Software
Objectives	Developed for AMD desk
Developed By	Sadaf Fayyaz & Maria Samar
Final Demo Date	14th July 2005
Supervised By	Mr. Nadeem M. Khan
Approved On	3rd November 2004
Stating Date	20th November 2004
Ending Date	20th June 2005
Tools Used	VB.net & SQL Server 2000
Operating System	Windows 98 , Windows XP,2000
System Used	Intel Pentium III 500MHz, IBM Compatible, 14" Monitor, 128 MB RAM.

SUMMARY

Its an accounting software . Voucher entries are made , transactions are processed and the data entries are maintained in a backend database. Time to time software maintenance is done. The basic purpose of the software is the maintenance of the company's accounts. It can only be used by an accountant or a person having little bit information about accounts. It is designed in keeping in mind the international format of "Peachtree accounting Software".

It generates different account reports like General Ledger report, Chart of account report and trial basis reports.

Various financial statements like income statement, Cash flow statement and Balance sheet are generated. The accountant is free to use five kinds of vouchers according to his/her choice.

Through this computerized system the status about the database management system is provided in an efficient manner. The speed and the processing time of the system is quick enough thus giving better data manipulation and correct calculated results.

Table Of Contents

Chapter 1 Introduction	1-5
1.1 HBL Brand And History	
1.2 Their Mission	
1.3 RBG (HBL Retail Banking Group)	
1.4 HBL Domestic Network	
1.5 HBL Internet Banking	
1.6 HBL PC Banking	
1.7 HBL Commercial Banking	
Chapter 2 Existing System	6-8
2.1 Drawbacks of Prevailing System	
2.1.1 Manual System	
2.1.2 Unshared Data	
2.1.3 Wastage of Time	
2.1.4 Data Scattered	
2.1.4 Inconsistency	
2.1.5 Redundancy	
2.1.6 No Data Backup	
2.1.7 Data Misplaced	
2.1.8 Lack of Security	
2.2 Requirements of the Bank	
Chapter 3 Proposed System	9-11
3.1 Scope of Proposed System	
3.2 Advantages of Proposed System	
3.2.1 User Friendly	
3.2.2 Less Time Consuming	
3.2.3 Data Back Up	
3.2.4 Data Security	
3.2.5 Minimum Data Redundancy	
3.2.6 Data is Consistent	
3.2.7 Records in Specific Order	
3.2.8 Reduced Program Maintenance	
3.2.9 Data Independence	

- 4.1 Chart of Account Report**
- 4.2 General Ledger Report**
 - 4.2.1 Highlights**
 - 4.2.2 Powerful Budgeting Features**
- 4.3 General Journal Report**

- 4.4 Profit/Loss**

- 4.5 Balance Sheet**

- 4.6 Liabilities**

- 4.7 Assets**

- 4.8 Current Assets**

- 4.9 Cash**

- 4.10 Accounts Receivable (A/R)**

- 4.11 Inventory**

- 4.12 Notes Receivable (N/R)**

- 4.13 Other Current Assets**

- 4.14 Fixed Assets**

- 4.15 Trial Balance**

Chapter 5 Entities & Attributes

20-24

- 5.1 Password**

- 5.2 Fiscal Year**
- 5.3 General Ledger**
- 5.4 Chart Of Account**
- 5.5 Vouchers**

Chapter 6 Relations

25-28

- 6.1 About Relationships**
- 6.2 Types**
 - 6.2.1 One-to-One Relation**

6.2.2 One-to-Many Relation	
6.2.3 Many-to-Many Relation:	
6.3 Representation	
6.4 Relationships	
6.4.1 Company_Entry	
6.4.2 Voucher_types	
6.4.3 COAR_General Ledger	
6.4.4 GL accounts_Trial Balance Sheet	
6.4.5 Notes Receivable_Customers	
6.4.6 Balance Sheet_Assets	
Chapter 7 User Interface	29-31
7.1 User Login	
7.2 Chart Of account	
7.3 Form Login	
7.4 Form Set Fiscal year	
7.5 Form Splash COA	
Chapter 8 Entity Relationship Diagrams	32-33
8.1 Entity Relationship Diagram (ERD)	
8.2 Accounts Module	
Chapter 9 Tables	34-38
9.1 User Defined	
9.2 Chart Of account	
9.3 Financial Year	
9.4 General Ledger	
9.5 General ledger Detail	
9.6 General Journal	
9.7 Relationship of Tables	
Chapter 10 Tools	39-40
10.1 SQL server 2000	
10.2 Microsoft Visual Basic 6.0	
10.2.1 Database Connectivity:	
10.2.1.1 Connection Object	
10.2.1.2 Command Object	
10.2.1.3 Record Set Object	

11.1 Form Change password

- 11.2 Form CoA**
- 11.3 Form fiscal year**
- 11.4 Form General Journal**
- 11.5 Form Login**
- 11.6 Form MDI**
- 11.7 Form Set date**
- 11.8 Form Show accounts**
- 11.9 Form Splash**
- 11.10 Modules Generalize**

Chapter 12 Project Scheduling

12.1 Gantt Chart 1

REFERENCES

BIBLIOGRAPHY

GLOSSARY