

Content Management System

Developed by

Burhan Habib

233001 – 042

CONTACT INFORMATION

Res. (051) 548 6874 – Mob. (0300) 510 2683

Bait-ul-Habib

848, Shadman Colony, Morgah P. O. Rawalpindi, Cantt.



Supervised by

Mrs. Farzana Khan

A report is submitted to the Department of Computer Sciences,
Bahria Institute of Management and Computer Sciences, Islamabad

In partial fulfillment of the requirement of the degree of BCS

Department of Computer Sciences

Bahria Institute of Management and Computer Sciences, Islamabad

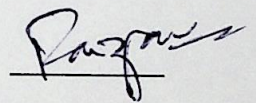
Bahria University, Islamabad

Certificate


We accept the work contained in this report as confirming to the required standard for the partial fulfillment of the degree of BCS in the subject of _____



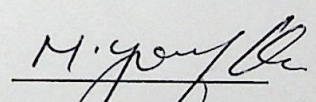
Head of Department



Supervisor



Internal Examiner



External Examiner

Dedication

I dedicate this effort to all my dreams, shattered as well as fulfilled, that lead my way to every success I met and brought me knowledge every time I ended up in a disaster! One learns from his mistakes undoubtedly. One who does not... learns it the hard way!

Burhan Habib

Acknowledgements

My strongest regards are for Allah Almighty, in Whose name I began this seemingly impossible mission, and hereby stand with success almost one step away, I would've failed even before I started if He had not embraced me in His blessings.

Furthermore I owe a very special thanks to my family who performed the highly irritating duty of being my alarm clocks very patiently every time I had to sleep for an hour or two after days of exertion.

I would like to thank my project manager, Mr. Khaqan Mehmood, who showed very strong confidence in me handing over this project to me and helped me out in every thick and thin of this long journey that I started long time back in summer 2002. It takes a big heart to support a student for a project with complete understanding of his educational ties and limitations. He sure remembers that he was once a student himself.

I would also like to thank my supervisor, Mrs. Farzana Khan, who kept her peace with my project's requirements and added another layer of support to my work in the form of guidance and correction, and most of all with her confidence in me.

I just hope I don't let all these people down...

Burhan Habib

Abstract

“The CMS will be designed for ultimate flexibility and intuitive ease of use. The software will be designed to manage any number of different Content Management applications, because none of the html code will be hard-coded, rather it will be generated from a table in the database or a file on the server, that too dynamically. This leads to a great deal of flexibility in the way your site can be set up.

“To have an illustrated look over the functions and operations of a CMS one may want to visit www.crownpeak.com, or www.artologik.com. For an example of a content managed website, one may visit the Fairfield City Council’s website, www.fairfieldcity.nsw.gov.au.

“What the end-user (a web server to be precise) sees is simply a beautiful home page. However, what’s going on the background is that every single image and line of text on that page is being stored in a database and constructed to look right on the screen. What is the mechanism for making the images and text look the way we want them on the screen? It is the template. Understanding templates is an important aspect of understanding the CMS.

“The CMS will be utilizing several different templates that will be used to construct the data elements of a particular category into the final look that you want for each section.”

Project Report – Content Management System

Article 1.1 – CMS – General Concepts

Table of Contents

1	Introduction.....	- 1 -
1.1	CMS – General Concepts.....	- 2 -
1.2	Intended Users.....	- 2 -
2	Literature Survey.....	- 3 -
2.1	Background.....	- 3 -
2.2	Categories.....	- 4 -
2.3	Associating Data Elements to Categories.....	- 5 -
2.4	Rendering the Final Output Page.....	- 5 -
2.5	Knowledge of HTML.....	- 6 -
2.6	Texture of a Website.....	- 6 -
2.7	Basics of a Good Website.....	- 8 -
2.8	Software used for Web Creation.....	- 9 -
2.9	The role of Websites – History and Future.....	- 9 -
2.9.1	The role of Websites.....	- 9 -
2.9.2	The history of Websites.....	- 10 -
2.9.3	The future of Websites.....	- 10 -
2.10	The Project.....	- 10 -
3	Proposed System.....	- 12 -
3.1	System Description.....	- 12 -
3.2	Tools.....	- 12 -
3.3	Document Details.....	- 13 -
3.4	Detailed Requirements.....	- 14 -
3.4.1	HTML Templates.....	- 14 -
3.4.2	Versions of CMS.....	- 14 -
3.4.3	User Profile Maintenance.....	- 14 -
3.4.4	Restore Points.....	- 14 -
3.4.5	Upload Facility.....	- 14 -
3.4.6	Template Management.....	- 15 -
4	Design and Implementation.....	- 16 -
4.1	Where do research topics come from?.....	- 16 -
4.2	Is the study feasible?.....	- 17 -
4.3	The Literature Review.....	- 18 -
4.4	Concept Mapping.....	- 19 -
4.5	Design.....	- 22 -
4.6	Applying Standards/Models for Software Process Improvement.....	- 23 -
4.6.1	Some roadmaps can also help achieve different objectives.....	- 23 -
4.6.2	Transformation of Analysis Model into Design Model.....	- 24 -
4.6.3	Data Design.....	- 25 -
4.6.3.1	Use Cases & Sequence Diagrams.....	- 25 -
4.6.3.1.1	Use Cases Diagram.....	- 25 -

4.6.3.1.2	Use Cases	- 26 -
4.6.3.1.3	Use Cases	- 28 -
4.6.3.1.4	Use Cases Diagram	- 30 -
4.6.3.1.5	Use Cases	- 31 -
4.6.3.1.6	Use Cases Diagram	- 32 -
4.6.3.1.7	Use Cases	- 33 -
4.6.3.1.8	Use Cases Diagram	- 34 -
4.6.3.1.9	Use Cases	- 35 -
4.6.3.1.10	Use Cases Diagram	- 36 -
4.6.3.1.11	Use Cases	- 37 -
4.6.4	Architectural Design	- 38 -
4.6.4.1	Algorithm	- 39 -
4.6.5	Interface Design	- 40 -
4.6.5.1	The Golden Rules	- 41 -
4.6.5.1.1	Place the user in control	- 41 -
4.6.5.1.2	Reduce the user's memory load	- 41 -
4.6.5.1.3	Make the interface consistent	- 42 -
5	Testing/Evaluation	- 43 -
5.1	Levels of Correctness	- 43 -
5.1.1	Possible correctness	- 43 -
5.1.2	Probable correctness	- 43 -
5.1.3	Absolute correctness	- 44 -
5.2	Test Plan	- 44 -
5.3	Methodology	- 44 -
5.4	Black Box Testing	- 48 -
5.5	White Box Testing	- 48 -
5.6	Testing Strategy	- 48 -
5.6.1	Unit Testing	- 48 -
5.6.2	Integration Testing	- 49 -
5.6.3	Validation Testing	- 49 -
5.6.4	System Testing	- 50 -
5.7	Debugging	- 50 -
5.7.1	Approaches	- 50 -
6	Trapped in the Debugging Box	- 52 -
7	About Quality Assurance	- 58 -
8	Project and Risk Management	- 64 -
9	Conclusion	- 68 -
10	Future Development	- 69 -
11	Bibliography	- 70 -