



SpeechPad

By

Khawaja Tauseef Tasneem



Supervised

By

Mr. Zarrar Javaid

A report is submitted to the department of Computer Science.
Bahria Institute of Management and Computer Sciences, Islamabad

In partial fulfillment of requirement for the degree of BCS

Department of Computer Sciences
Bahria Institute of Management and Computer Sciences, Islamabad
University of Peshawar, Peshawar

Dedication:

To my parents.

Acknowledgement


First of all I am thankful to Almighty '**ALLAH**' who enabled me to complete this project.

I am also highly grateful to my project supervisor **Mr. Zarrar Javaid** whose fabulous suggestions, invaluable advice and encouragement throughout the completion of project.

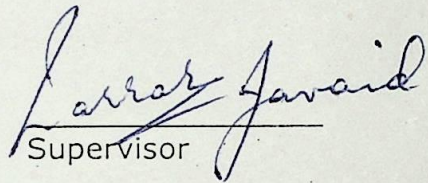
I am also thankful to my teaching staff at BIMCS, Islamabad, whom kind guidance and on time support made us to show our presence in the fast growing field of Information Technology.

Certificate


We accept the work contained in this report as a confirming to the required standard for the partial fulfillment of the degree in the subject of BCS.




Head of Department



Supervisor



Internal Examiner



External Examiner

ABSTRACT

This document describes the analysis, design, and implementation of the SpeechPad project. In this project, I developed software that can recognize and synthesize voice. The software will be a word processor just like the typing tutor. The user dictates words in the English Language and the software will write the said words in the file and can save it. The software can also convert the text that display in the text display area to speech.

Voice commands are faster to interpret and to take actions upon. Also one can save time if use voice commands.

TABLE OF CONTENTS

1. Chapter 1: Introduction	1
1.1 The Introduction.....	2
1.1.1 Overview.....	2
1.1.2 Purpose	3
1.1.3 Scope	3
1.1.4 Definition, Acronyms and Abbreviations.....	3
1.2 General Description.....	4
1.2.1 Product Perspective.....	4
1.2.2 Product Functions.....	4
1.2.3 User Characteristics.....	4
1.2.4 General Constraints.....	4
1.3 Functional Requirements.....	5
1.3.1 Functional Requirement # 1.....	5
1.3.2 Functional Requirement # 2.....	6
1.3.3 Functional Requirement # 3.....	7
1.3.4 Functional Requirement # 4.....	8
1.3.5 Functional Requirement # 5.....	9
1.3.6 Functional Requirement # 6.....	10
1.3.7 Functional Requirement # 7.....	11
1.3.8 Functional Requirement # 8.....	12
1.3.9 Functional Requirement # 9.....	13
1.3.10 Functional Requirement # 10.....	14
1.4 External Interface Requirements.....	15
1.4.1 Hardware Interfaces.....	15
1.4.2 Software Interfaces.....	16
1.5 Performance Requirements.....	17
1.6 High Level DFD.....	18
1.7 State Transition Diagram.....	19
2. Chapter 2: Literature Survey	20
2.1 Literature Survey.....	21
2.2 Platform Independent Standard for Speech Technology: Key Benefit.....	21
2.3 Advanced Speech Technologies.....	22

3. Chapter 3: Proposed System	24
3.1 Introduction.....	25
3.1.1 System Overview.....	25
3.1.2 Purpose.....	25
3.2 Design Considerations.....	26
3.2.1 Assumptions and Dependencies.....	26
3.2.2 Drivers and Constraints.....	26
3.2.3 System Environment.....	26
3.2.3 Design Methodology.....	27
3.3 Architecture.....	28
3.3.1 Architectural Styles.....	28
3.3.2 Overview.....	28
3.3.3 Major Data Structures and Operations.....	28
3.4 High Level Design.....	30
3.4.1 Module 1 (<i>Main</i>)	30
3.4.2 Module 2 (<i>User Interface</i>)	32
3.4.3 Module 3 (<i>Menu Operations</i>)	34
3.4.4 Module 4 (<i>Outputs</i>)	36
3.5 Low Level Design.....	38
3.5.1 Module 1 (<i>Main</i>)	38
3.5.2 Module 2 (<i>User Interface</i>)	39
3.5.2.1 Sub Module 1 (<i>Show Graphical Window</i>)	39
3.5.2.2 Sub Module 2 (<i>Get Inputs</i>)	39
3.5.2.3 Sub Module 3 (<i>Monitor Events</i>)	40
3.5.3 Module 3 (<i>Menu Operations</i>)	41
3.5.3.1 Sub Module 1 (<i>File Menu</i>)	42
3.5.3.2 Sub Module 2 (<i>Edit Menu</i>)	42
3.5.3.3 Sub Module 3 (<i>Text to Speech Menu</i>)	43
3.5.3.4 Sub Module 4 (<i>Speech to Text</i>)	43
3.5.4 Module 4 (<i>Outputs</i>)	44
3.5.4.1 Sub Module 1 (<i>Send Voice</i>)	44
3.5.4.2 Sub Module 2 (<i>Print Text</i>)	44
3.6 The Design Model)	45
4. Chapter 4: Testing)	50
4.1 Testing.....	51

5. Chapter 5: Future Prospects...	52
5.1 Future Enhancements...	53
5.2 Future Development...	53
5.2.1 Telephony Systems...	53
5.2.2 Personal and Embedded Devices...	53
5.2.2 Speech and the Internet...	54
5.2.2 Desktop Applications...	54
Appendix-A: User Manual...	55
A.1 Overview...	57
A.1.1 Speech Recognition Part...	57
A.1.2 Speech Synthesis Part...	57
A.2 User Interface...	58
A.2.1 Menus...	59
A.2.2 Toolbar...	63
A.2.3 Text Display and Recognition Status Area...	64
A.3 List of Operations...	65
A.3.1 File Operations...	65
A.3.2 Edit Operations...	67
A.3.3 Speech Recognition Operations...	67
A.3.4 Speech Synthesis Operations...	67
A.4 Requirements...	68
A.5 Installation...	68
A.5.1 Installing and Configuring Viavoice 98...	68
A.5.2 Installing SpeechPad ...	68
Bibliography...	69

Table of Figures

1. Figure 1 (<i>Higher Level DFD</i>)... ..	18
2. Figure 2 (<i>State Transition Diagram</i>)... ..	19
3. Figure 3... ..	18
4. Figure 4(<i>DFD for Main Module</i>)... ..	31
5. Figure 5(<i>DFD for User Interface Module</i>)... ..	33
6. Figure 6(<i>DFD for Menu Operations Module</i>)... ..	35
7. Figure 7(<i>DFD for Outputs Module</i>)... ..	37
8. Figure 8(<i>Design Model</i>)... ..	45
9. Figure 9(<i>Design Model: File Module</i>)... ..	46
10. Figure 10(<i>Design Model: Edit Module</i>).....	47
11. Figure 11(<i>Design Model: Recognize Module</i>)... ..	48
12. Figure 12(<i>Design Model: Synthesize Module</i>)... ..	49
13. Figure 13(<i>Java SpeechPad: Interface Screenshot</i>)... ..	56
14. Figure 14(<i>Java SpeechPad: Labeled Interface Screenshot</i>)... ..	58
15. Figure 15(<i>Java SpeechPad: File Menu Screenshot</i>)... ..	59
16. Figure 16(<i>Java SpeechPad: Edit Menu Screenshot</i>)... ..	60
17. Figure 17(<i>Java SpeechPad: Dictation Menu Screenshot</i>)... ..	61
18. Figure 18(<i>Java SpeechPad: Read Menu Screenshot</i>)... ..	62
19. Figure 19(<i>Java SpeechPad: Toolbar Screenshot</i>)... ..	63
20. Figure 20(<i>Java SpeechPad: Text/Recog. Status Area Screenshot</i>)... ..	64
21. Figure 21(<i>Java SpeechPad: Create/Save File Screenshot</i>)... ..	65
22. Figure 22(<i>Java SpeechPad: Open File Screenshot</i>)... ..	66