

بِسْمِ اللَّهِ الرَّحْمَنِ الرَّحِيمِ



# Design and Implementation of CDigital Web Application

By

Sajjad Mahmood Awan



Supervised By

Mrs. Saima Jawad

A report is submitted to the department of Computer Science Bahria University of Management and Computer Science ISLAMABAD in partial fulfillment of requirement for the degree of MCS.

---

Department of Computer Science Bahria University of Management and  
Computer Science ISLAMABAD



## Abstract

This project is actually the development of a data driven, dynamic website for CDigital. CDigital is a company which deals with security equipments and also provide consultancy in software and databases.

The old website of the company was fairly static and did not provide any dynamic features to users. Thus total reformation was required to make it dynamic and user friendly.

The GUI of the website has totally been renewed. Administration section has been given special attention in-order to make job easier for the web master. The coding is highly flexible and well commented thus making changes very easily.

Navigation of the website is kept very simple which not only make it more readable but also give it a professional look. A complete help center has been created which provides excellent starting point for buyers. Customized videos of products are also being provided which helps the customers in choosing their products. Online chat is also a notable feature of the website which provides online chat with company's technical staff.

At present PayPal is the standard method for selling of products. But the code can easily be modified for other payment gateways like Merchant Accounts, E-Checks etc. PayPal being preferred as it almost takes all sorts of payment methodologies giving a wide variety to customers.



### Acknowledgement

I have no word at our domination to express my cordial sense of appreciation and innumerable thanks to *ALLAH ALMIGHTY*, for his showers of blessings with which I climb ladder of success everywhere.


I am greatly obliged to Mrs. *Saima Jawad* my project supervisor, because she guided me to understand the Project in a clear manner, after which I could produce the outcome, which is in your hand at the moment.

I am also grateful for and highly thankful to my parents and all my friends.



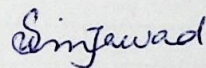
### Certificate

We accept the work contained in this report as a confirming to the required standard for the partial fulfillment of the degree of MCS with major in software engineering.




**Mr. Fazal Wahab**

**(Head of Department)**




**Mrs. Saima Jawad**

**(Project Supervisor)**



**(Internal Examiner)**



**(External Examiner)**



## List of Figures

Figure 2.1.a: Use Case 1: Customer uses the CDigital Web Application .....	10
Figure 2.1.b: Use Case 1: Customer uses the CDigital Web Application .....	11
Figure 2.2.a: Use Case 2: Administrator uses the CDigital Web Application .....	13
Figure 2.2.b: Use Case 2: Administrator uses the CDigital Web Application .....	14
Figure 2.3: Use Case 1.1: Customer Sign-Up in the CDigital Web Application .....	16
Figure 2.4: Use Case 1.2: Customer Sign-In in the CDigital Web Application.....	18
Figure 2.5: Use Case 1.8: Change password .....	20
Figure 2.6: Use Case 1.10: Add comments .....	22
Figure 2.7: Use Case 1.11: Post Questions.....	24
Figure 2.8: Use Case 2.2: Add products.....	26
Figure 2.9: Use Case 2.3: Edit products .....	28
Figure 2.10: Use Case 2.4: Delete products .....	30
Figure 2.11: Use Case 2.5: Add movies .....	32
Figure 2.12: Use Case 2.6: Edit movies .....	34
Figure 2.13: Use Case 2.7: Delete movies.....	36
Figure 2.14: Use Case 2.8: Add Bought products info.....	38
Figure 2.15: Use Case 2.9: Edit bought products info.....	40
Figure 2.16: Use Case 2.11: View Reports .....	42
Figure 2.17: Use Case 2.11.1: User Reports.....	44
Figure 5.1: System Architecture Diagram:.....	54
Figure 5.1.1.a: DFD of Customer .....	55
Figure 5.1.1.b: DFD of Administrator.....	56
Figure 5.2.1.a: Context Level ERD .....	57
Figure 5.2.1.b: Detailed ERD .....	58
Figure B.1.1: Home Page .....	73
Figure B.1.2: Registration Page.....	74
Figure B.1.3: Login Page.....	75
Figure B.2.1: Member's Main Page .....	76
Figure B.2.2: Product Purchasing Page.....	77
Figure B.2.2.a: Item Detail Page .....	78
Figure B.2.3: Download movies Page .....	78
Figure B.2.4: Pop Up Window for Chat.....	79
Figure B.2.5: Post Your Questions page .....	80
Figure B.2.6: Add Comments page .....	80
Figure B.2.7: Change Password page.....	81
Figure B.3.1: Main Administrator page.....	82
Figure B.3.2: Add Products page.....	83
Figure B.3.3: Delete Products page.....	83
Figure B.3.3.a: Delete Products page .....	84
Figure B.3.4: Edit Products page.....	84
Figure B.3.4.a: Edit Products page .....	85
Figure B.3.4.b: Edit Products page.....	85
Figure B.3.5: Add Movies page.....	86



Figure B.3.6: Delete Movies page .....	86
Figure B.3.6.a: Delete Movies page .....	87
Figure B.3.7: Edit Movies page.....	87
Figure B.3.7.a: Edit Movies page.....	88
Figure B.3.7.b: Edit Movies page.....	88
Figure B.3.8: Add Bought Products page.....	89
Figure B.3.9: Edit Bought Products page.....	90
Figure B.3.10: Main Reports Page .....	91
Figure B.3.11: User Reports Page .....	92
Figure B.3.11.a: User Reports Page .....	92
Figure B.3.12: User Comments Page .....	93
Figure B.3.13: User Questions Page.....	93
Figure B.3.14: Products Popularity Page.....	94
Figure B.3.15: Sold Products Page.....	94
Figure B.3.16: Pending Orders Page .....	95
Figure B.3.17: Delivered Orders Page.....	95



## Table Of Contents

Abstract .....	I
Acknowledgement.....	II
Certificate .....	III
List of Figures .....	IV
<b>Chapter No. 1</b> .....	1
Introduction .....	2
1.1. About the Organization .....	2
1.2. Project Overview .....	3
<b>Chapter No. 2</b> .....	5
<b>Requirement Analysis</b> .....	5
2.1. Client Requirements .....	6
2.1.1. Promotion & Marketing Purpose.....	6
2.1.2. Give Ease to Clients .....	6
2.1.3. Members Registration.....	6
2.1.4. Online Chat Client .....	6
2.1.5. Online Selling System .....	7
2.1.6. Easy Updating Structure.....	7
2.1.7. Report Generation.....	7
2.2. CDigital Web Application Use Cases .....	7
2.2.1. First Level Use Cases .....	8
2.2.2. Second Level Use Cases.....	15
2.2.3. Third Level Use Cases.....	43
<b>Chapter No. 3</b> .....	45
<b>Proposed Solution</b> .....	45
3.1. User Registration System .....	46
3.2. Online Selling System using Pay Pal .....	46
3.3. Downloading the Movies.....	46
3.4. Chat Facility .....	47
3.5. Dynamic Administration Section .....	47
3.6. Reports Generation for Administrator .....	48
<b>Chapter No 4</b> .....	49
<b>Tools and Technologies</b> .....	49
4.1. How the project was done?.....	50
4.2. Choice of Tools :.....	50
4.3. MYSQL was used as database at backend?.....	50
4.4. Comparison of PHP with ASP and CFML.....	51
4.5. Designing Tools were Adobe Photoshop and Dream weaver MX.....	52
<b>Chapter No 5</b> .....	53
<b>System Design</b> .....	53
5.1. Application Design:.....	54
5.1.1. Data Flow Diagrams.....	55
5.2. Database Design .....	57
5.2.1- Entity Relationship Diagram.....	57



<b>Chapter No 6</b> .....	59
<b>Website Design and Implementation</b> .....	59
6.1. Basic Web Design .....	60
6.2. Major Areas of Website.....	60
6.2.1- Main Area.....	61
6.2.2- Members Access Area.....	61
6.2.3- Administrator Area.....	61
<b>Chapter No 7</b> .....	62
<b>Testing</b> .....	62
7.1. Compatibility Testing .....	63
7.2. Validation Testing .....	65
7.3. Usability Testing.....	67
<b>Appendix A</b> .....	68
<b>Entities and their attributes</b> .....	68
<b>Appendix B</b> .....	72
<b>User Manual</b> .....	72
Screen Shots and their Description.....	73
B.1. Main Area .....	73
B.2. Member's Access Area .....	76
B.3. Administrator Area .....	82
<b>Conclusion</b> .....	96
<b>Future Enhancements</b> .....	97
<b>References</b> .....	98