


Accounts & Payroll System
By

Muhammad Sajid Javaid



Supervised
By
Dr. Mahmood Anwar Khan

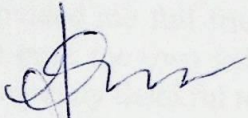
A report is submitted to the department of Computer Science,
Bahria University, Islamabad.

In partial fulfillment of requirement for the degree of **MSE**.


Department of Computer Sciences
Bahria University, Islamabad.

Certificate


We accept the work contained in this report as confirming to the required standard for the partial fulfillment of the degree of MSc in the subject of Computer Sciences.



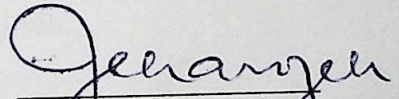
Head of Dept.
(Mr. Fazal-e-Wahab)



Supervisor
(Dr. M.A. Khan)



Internal Examiner
(Ms. Farzana Khan)



External Examiner
(Mr. Jahanzeb)

ACKNOWLEDGEMENT

Firstly I acknowledge my parents whose prayers helped me to complete this project.

I am very thankful to my supervisor Mr. Mahmood Anwar Khan, who provided me full friendly environment for the completion of this project. He gave me own valuable time for solving the problems in my project. I am greatly thankful to my supervisor.

I also want to thanks my brother who helped me to solve different problems in my project.

I appreciate the help of my teachers who worked for me to check the problems and mistakes in making the documentation. All the teachers were present when I needed them.

Above all of this, at the end I also thankful to **GOD** the Almighty without his Will and Help I could not have succeeded in my ambition.

M. Sajid Javaid

PROJECT BRIEF

DEDICATION

To my dearest parents and my elder brothers for their moral and financial support, and to my respectable teachers who motivated, supported and encouraged me in my studies and helped me in my project and the moral support in the completion of my final project.

At the end I must dedicate to my one of special and beloved **friend** who gave me moral support and courage for the completion of my project.

M. Sajid Javaid

PROJECT BREIF

PROJECT TITLE : ACCOUNTS & PAYROLL.
SYSTEM.

OBJECTIVE :

Before designing a computer-based system, it is essential and helpful that the computer based system should satisfy the objectives. In addition the relative importance of each objective should also be established.

UNDER TAKEN BY : Muhammad Sajid Javaid

SUPERVISOR : Mr. Dr. Mahmood Anwar Khan

**DEVELOPMENT
TOOLS USED :** ORACLE 8

**OPERATING
ENVIRONMENT :** WIN 98.

**HARDWARE
PLATFORM :** Pentium II 450 MHz (Compatible)

TABLE OF CONTENTS

Acknowledgements
Dedication
Project Title
Abstract
Table of Contents
List of Figures
List of Tables

ABSTRACT

In modern age every business is turning towards computerized system. In this project the intended software is developed to fulfill the requirements. This project is about the computerization system. Data Base files have been prepared for the generation of the reports.

The scope of the project means that how this project will meet in market as the computer field is growing throughout the world of computer. The project helps the users to maintain the system functionality proper. The project is chooses according to the market requirement. As the user requirement the software works on any Operating System of the Microsoft.

This Software includes a menu system. There are many options for handling the software. This project also contains a User's Guide section. The main objective of this Software is to attain super output on Screen as well as on Printer.

TABLE OF CONTENTS

Acknowledgement	i
Dedication	ii
Project Brief	iii
Abstract	iv
Table of Contents	v
List of Figures	viii
List of Tables	ix

Chapter No 1. INTRODUCTION :

1.1 The Organization.	1
1.2 The Objective.	1
1.3 The Project.	1
1.4 Project Aims And Objectives.	2
1.5 Departments.	2
• Purchase.	2
• Production.	2
• Sale.	2

Chapter No 2. REQUIREMENTS ANALYSIS :

2.1 Introduction.	3
2.2 Problem Analysis.	3
2.2.1 Existing System.	3
2.2.1.1 Feasibility Study.	3
2.2.1.2 Financial Feasibility.	4
2.2.1.3 Technical Feasibility.	4
2.2.1.4 Operational Feasibility.	4
2.2.2 Detail Study Phase.	4
2.2.3 Purchase Procedure.	5
2.2.4 Issue Procedure.	5
2.2.5 Maintenance Procedure.	5
2.3 Problem In The Existing System.	5
2.4 Problem In The Existing System.	6

Chapter No 3. PROPOSED SYSTEM :

3.1 Project Objective.	7
3.2 Main Features Of The Proposed System.	7
3.2.1 Efficiency And Effectiveness.	7

3.2.2 Accuracy.	7
3.2.3 User Friendly.	7
3.2.4 Minimum Redundancy.	8
3.2.5 Simple Data Input Facility.	8
3.2.6 Data Security & Integrity.	8
3.2.7 Buttons.	8
3.2.8 Reports Generation.	8

Chapter No 4 . SYSTEM DESIGN :

4.1 Introduction.	9
4.2 System Design.	9
4.2.1 Input Design.	9
4.2.2 Form Design.	9
4.2.3 Output Design.	10
4.3 Table Design :	10
1. Distributors.	10
2. Distributors_Order.	10
3. Employee.	11
4. Expenditure.	11
5. Product_Distributor.	11
6. Produits.	12
7. Purch_Order_Desc.	12
8. Raw_Material.	12
9. Raw_Material_Vendor.	12
10. Raw_Material_Vendor.	13
11. Revenue.	13
12. Salary.	13
13. Sale_Order_Desc.	13
14. Vendor.	14
15. Vendor_Order.	14

Chapter No 5 . SYSTEM IMPLEMENTATION :

5.1 Introduction.	15
5.2 System Implementation.	15
5.2.1 Forms.	15
5.2.2 Reports.	15
5.2.3 Blocks.	16
5.2.4 Base Table.	16
5.2.5 Triggers.	16
5.2.6 Master Detail Table.	16
5.3 Testing.	16
5.3.1 Unit Testing.	17
5.3.2 Integrating Testing.	17

5.3.3	System Testing.	17
5.4	Conversion.	17
1.	Direct Cut-Over.	17
2.	Pilot Conversion.	17
3.	Parallel Conversion.	17
5.5	System Evaluation.	18
5.6	User Training.	18
5.7	Advantages Of The New System.	18
5.7.1	Time Factor.	18
5.7.2	System Accuracy.	18
5.7.3	Data Security And Integrity.	19
5.7.4	Data And Consistency.	19
5.8	Conclusion.	19

Chapter No 6 . USER GUIDE :

6.1	Introduction.	20
6.2	How To Start The Data Base.	20
6.3	Screen Control Options.	20
6.4	Control Buttons.	20
6.5	List Of Values.	21
	Example Of LOV.	21
	Fig. 6.1 An example of LOV	21
6.6	Record Operation.	22
6.6.1	Insert Operation.	22
6.6.2	Retrieve Operation.	22
6.6.3	Modify Operation.	23
6.6.4	Delete Operation.	23
6.7	User Guide Forms.	23
6.7.1	Main Form.	23
	Fig. 6.2 Shows the main form of the project	23
1.	Sale Order.	24
2.	Purchase Order.	24
3.	Employee.	24
4.	Bye.	24
a.	Sale Menu.	24
b.	Purchase Menu.	24
c.	Accounts Menu.	24
d.	Employee_Rec Menu.	24
e.	Reports Menu.	24
f.	Tool Menu.	24

List of Figures	Descriptions	
Fig. 6.3	Shows the Sale Menu contents.	25
Fig. 6.4	Shows the Purchase Menu contents.	26
Fig. 6.5	Shows the Accounts Menu contents.	27
Fig. 6.6	Shows the Employee_Rec Menu contents.	28
Fig. 6.7	Shows information about products.	29
Fig. 6.8	Shows the distributor's information.	29
Fig. 6.9	Shows products against the distributors.	30
Fig. 6.10	Shows the distributor's order information.	30
Fig. 6.11	Shows the daily sales of company.	31
Fig. 6.12	Shows the company raw material.	31
Fig. 6.13	Shows raw_material purchased.	32
Fig. 6.14	Shows the information of raw_material.	32
Fig. 6.15	Shows the order placed by company.	33
Fig. 6.16	Shows the order descriptions.	33
Fig. 6.17	Shows purchased material expenditures.	34
Fig. 6.18	Shows the expenditures of the company.	34
Fig. 6.19	Shows the revenue of the company.	35
Fig. 6.20	Shows the employee's information.	35
Fig. 6.21	Shows the employee salary.	36
Fig. 6.22	Shows the password facility for DBA.	36
Fig. 6.23	Shows the daily sale of the company.	37
Fig. 6.24	Shows the registered vendor.	38
Fig. 6.25	Shows the purchased material.	39
Fig. 6.26	Shows the purchased raw_material.	40
Fig. 6.27	Shows stored raw_material of company.	41
Fig. 6.28	Shows stored employee information.	42
Fig. 6.29	Shows product's production.	43
Fig. 6.30	Shows the company's distributors.	44
Fig. 6.31	Shows the company's revenue.	45
Fig. 6.32	Shows the company's Expenditures.	46
Fig. 6.33	Shows Management Information System.	47
Fig. 6.34	Shows the context level diagram.	48
Fig. 6.35	Shows the major processes.	49
Fig. 6.35.1	Shows the major processes.	50
Fig. 6.36	Shows the child diagram for process 1.	51
Fig. 6.37	Shows the child diagram for process 5.	52
Fig. 6.38	Shows the Entity Relationship Diagram.	53
Fig. 6.38.1	Shows the Entity Relationship Diagram.	54

List of Tables

Table Name	Descriptions	
Distributors	This table contains the info of Distributors.	55
Distributors_Order	This table contains the distributor's order.	55
Employee	This table contains the info of Employee.	55
Expenditure	This table contains the info of Expenditures.	56
Product_Distributor	This table describe the distributor's products.	56
Products	This table contains the products information.	56
Purch_Order_Desc	This table is use for the purchasing products.	57
Raw_Material	This table contains the info of raw-material.	57
Raw_Material_Vendor	This table contain the info of vendor's raw-mateial.	57
Revenue	This table contains the record of revenue.	58
Salary	This table shows the employee salary.	58
Sale_Order_Desc	This table shows the order sale description.	58
Vendor	This table contains the info of vendors.	59
Vendor_Order	This table shows the vendor's order desc.	59
Bibliography:		60