


Mobile Stock Trading Application

(A J2ME application for CLDC family of devices using MIDP)



By
Danish Shaukat

Supervised By
Mrs. Farzana Khan


A report is submitted to the Department of Computer Science,
Bahria Institute of Management & Computer Science, Islamabad.

In partial fulfillment of the requirement for the degree of MCS


Department of Computer Science
Bahria Institute of Management & Computer Science, Islamabad
Bahria University, Islamabad

Certificate


This is to certify that we have read the project report submitted by Danish Shaukat and it is our judgment that this report is of sufficient standard to warrant its acceptance by Bahria University Islamabad for the degree of Masters in Computer Science.



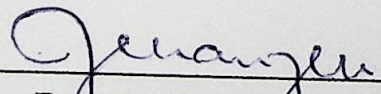
Head of Department



Project Supervisor
Mrs. Farzana Khan



Internal Examiner



External Examiner

Dedication

Dedicated to my Java teacher, Mr. Haroon Sher.

Acknowledgements

I would like to thank all java ranchers for helping and guiding me throughout these years.
Java Ranch is certainly the best place on the web!

Abstract

Acheron Trading is a fictitious Stock Brokerage Company. The company has grown rapidly over the last few years as many people are getting in to stock business. It is becoming difficult for the company to handle so many clients. So they require automation of their operations.

Lots of time and money is spent on catering info requests and orders from clients on the phone. One way to automate this is to develop some web-based application, but this doesn't really help much as everyone does not own a computer due to high cost.

These days almost every one is having some sort of handheld device (pager, cell phone, low-level PDA). Usage of these devices is expected to increase world over in future. So why not provide all these services to clients on handheld devices which are able to communicate with servers.

Contents

Chapter 1	Background and Introduction	01
1.1	Existing System	02
1.2	Advantages of Mobile Stock Trading Application	02
Chapter 2	Objectives of the Application	03
2.1	Overview Statement	04
2.2	Customers	04
2.3	Goals	04
2.4	System Requirements	05
2.4.1	Client	05
2.4.2	Server	05
Chapter 3	Technologies Used	06
3.1	Java 2 Platform	07
3.1.1	About the Java Technology	07
3.1.2	The Java Programming Language	07
3.1.3	The Java Platform	08
3.1.4	What is Java™ Technology?	09
3.1.5	Getting the Java Platform	11
3.1.6	Ease of Use	11
3.1.7	Ease of Development: Two Real-Life Examples	11
3.1.8	The Platforms	12
3.1.9	Java 2 Platform, Standard Edition (J2SE)	12
3.1.10	Java 2 Platform, Enterprise Edition (J2EE)	13
3.1.11	Java 2 Platform, Micro Edition (J2ME)	13

3.2	Introduction to Mobile Computing	14
3.3	Writing for the Small Screen (J2ME)	15
3.3.1	J2ME, J2EE, and J2SE	16
3.3.2	J2ME Plot Twists	16
3.3.3	J2ME Configurations	17
3.3.4	J2ME Profiles	19
3.3.5	Thinking Big and Small	19
3.4	Java Servlets	20
3.4.1	Servlet	20
3.4.2	Thin Client	20
3.4.3	Why are servlets so hot?	20
Chapter 4	Tools Used	21
4.1	Sun's J2SDK Standard Edition 1.4.1	22
4.1.1	Contents of Java 2 SDK SE	22
4.1.2	Java 2 SDK Tools and Utilities	23
4.2	Sun's J2ME Wireless Toolkit 1.0.1	24
4.2.1	Overview	24
4.2.2	J2ME Wireless Toolkit Components	24
4.2.3	J2ME WTK Development Environments	24
4.2.4	Emulator Overview	25
4.2.5	Benefits of Emulator	25
4.2.6	Scope of Emulation	26
4.2.7	Device Types in the Toolkit	26
4.2.8	Developing Apps with the J2ME WTK	27
4.2.8.1	MIDlet Suite	27
4.2.8.2	Application Development Cycle	27
4.2.9	System Requirements	28
4.2.10	Optional System Components: Requirement	29
4.3	Tomcat 3.2.3	29

4.4	MS Access Database	29
4.4.1	Exploring Access 2000	29
4.5	Text Pad 4.0	30
4.5.1	Introduction	31
4.5.2	Summary	31
4.5.3	System Requirements	32
Chapter 5 Analysis		33
5.1	Use Case Diagram	34
5.2	High-Level Use Cases	35
5.2.1	Get Rate	35
5.2.2	Get Index	35
5.2.3	Activate User Account	35
5.2.4	Login	35
5.2.5	Exit	35
5.2.6	Delete Account	36
5.2.7	Change PIN	36
5.2.8	Place Order	36
5.2.9	View Order Status	36
5.2.10	Cancel Order	36
5.3	Conceptual Model for Client	37
5.4	Conceptual Model for Server	38
Chapter 6 Detailed Design		39
6.1	Design Class Diagram for Client	40
6.2	Design Class Diagram for Server	40
6.3	ER Diagram	41

Chapter 7 Implementation	42
7.1 Client	43
7.1.1 StockApp (Midlet class)	43
7.1.2 CAccount	43
7.1.3 COrder	43
7.1.4 CStock	44
7.1.5 CExchange	44
7.2 Server	44
7.2.1 AccountBean	44
7.2.2 ExchangeBean	44
7.2.3 OrderBean	45
7.2.4 StockBean	45
7.2.5 DBConnectionBroker	45
7.3 Connection Pooling	45
 Chapter 8 Conclusion	 47
 Appendixes	 48
A Future Enhancements	49
A.1 Manage Portfolio	49
A.2 Latest tip	49
A.3 Market Analysis	49
A.4 Order Logs	49
B User Guide	50
B.1 Startup Screen	50
B.2 Features for non-members	50
B.3 Activate Account	51
B.4 Authenticated	51
B.5 Get Rates	52

B.6	Latest Rates	52
B.7	Stock Exchange Index	53
B.8	Login	54
B.9	Member-Only Features	54
B.10	Order	55
B.11	Place Order	55
B.12	Order Summary	56
B.13	Order Confirmation	56
B.14	View Order Status	57
B.15	Order Status	57
B.16	Change PIN	58
C	References	59
C.1	Books	59
C.2	Web Sites	59

List of Figures

Use Case Diagram	34
Conceptual Model for Client	37
Conceptual Model for Server	38
Design Class Diagram for Client	40
Design Class Diagram for Server	40
ER Diagram	41