

# ONLINE VACATION PLANNER SYSTEM (OVPS)


*By*

Omer Irfan Ahmed

244011-022

MCS

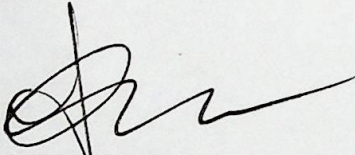
(SRS, Coding and Testing)




*Submitted to*

# Certificate

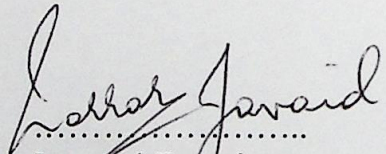
We accept the work contained in this report as confirming to the required standard for the partial fulfillment of the degree of MCS in the subject of Computer Science.



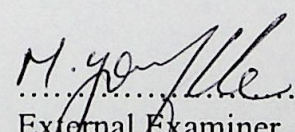
.....  
Head of Department



.....  
Supervisor



.....  
Internal Examiner



.....  
External Examiner



## Abstract

In this world of complexities, human beings are more like a machine. Things are becoming so hectic and tough, which are making people to think about recreation. It is the right of every person to recreate at any stage of his/her life just for relaxation. So this gives an idea spending some good time at good resorts in an area or country. The end result is the ONLINE VACATION PLANNING SYSTEM, which is responsible for planning a vacation for the customer according to his/her will and budget. The whole vacation planning organization is reduced to one online system administered by one man who is the administrator. The output of the system is best possible plan for the customer.



## ACKNOWLEDGEMENT

The success and accomplishment of one's goals cannot be achieved without the support, encouragement and sacrifice of others. We would, therefore, like to acknowledge and express our deep appreciation to the many people who made this project possible. First of all, we would like to thank All Mighty Allah, who gave us this courage to achieve a big goal like this one. Although "thanks" is a very small word for what our parents have done for us, but still, the biggest acknowledgement to our parents, without their help and motivation, we couldn't have definitely made it this far. Heartfelt thanks to all our university colleagues and faculty members, especially our project supervisor Mr. Fazal Wahab, who encouraged us in choosing this tremendous project and thanks to him in his throughout support for this project. And there are yet many other names to whom we owe our gratification. We would like to thank them all, for their supports, encouragement and friendship.



# TABLE OF CONTENTS

<b>CHAPTER 1 INTRODUCTION</b>	<b>1</b>
1.1 Background	2
1.2 Existing System	2
1.2.1 Accommodation	3
1.2.2 Transportation Travel/Service	3
1.2.3 Dinning	3
1.2.4 Health & Fitness	3
1.2.5 Entertainment	4
1.3 Disadvantages of Existing System	4
1.4 Proposes System	5
1.5 Feasibility Report	5
1.6 Scope	6
1.7 Tools	8

---

<b>CHAPTER 2 SYSTEM REQUIREMENT SPECIFICATIIONS</b>	<b>9</b>
2.1 Introduction	10
2.2 Information	11
2.2.1 Functional Requirement	11
2.2.2 Non Functional Requirements	12
2.2.3 Design Constraints	13
2.3 Registration	16
2.3.1 Functional Requirements	16
2.3.2 Non Functional Requirements	20
2.3.3 Design Constraints	22
2.3.4 External Interface Requirements	22
2.4 Planning	23
2.4.1 Functional Requirements	23
2.4.2 Non Functional Requirements	25
2.4.3 Design Constraints	27



<b>CHAPTER 3 ANALYSIS</b>	<b>31</b>
3.1 Information	32
3.1.1 Business Layer Analysis	32
3.1.1.1 Use Case Diagram	32
3.1.1.2 Class Diagram	34
3.1.1.3 Sequence Diagram	44
3.1.1.4 State Diagram	48
3.1.2 Presentation Layer Analysis	50
3.1.2.1 Site Map	50
3.1.2.2 Presentation Layer	52
3.2 Registration	54
3.2.1 Business Layer Analysis	54
3.2.1.1 Use Case Diagram	54
3.2.1.2 Class Diagram	56
3.2.1.3 Scenario Diagram	57
3.2.1.4 Sequence Diagram	72
3.2.1.5 State Diagram	79
3.2.2 Presentation Layer Analysis	83
3.2.2.1 Site Map	83
3.2.2.2 Presentation Layer Sequence Diagram	85
3.2.3 Data Layer Analysis	88
3.2.3.1 ER Diagram	88
3.2.3.2 Table Description	89
3.2.3.3 Finalized Sequence Diagram	95
3.3 Planning	98
3.3.1 Business Layer Analysis	98
3.3.1.1 System Identification	98
3.3.1.2 Use Case Diagram	101
3.3.1.3 Finalized Use Case Diagram	103



3.3.1.4	Class Diagram	104
3.3.1.5	Object Diagram	107
3.3.1.6	Scenario Diagram	108
3.3.1.7	Sequence Diagram	117
3.3.1.8	State Diagram	124
3.3.2	Presentation Layer Analysis	126
3.3.2.1	Site Map	126
3.3.2.2	Screen Shots	128
3.3.2.3	Sequence Diagram	132
3.3.3	Data Layer Analysis	134
3.3.3.1	ER Diagram	134
3.3.3.2	Table Description	134
3.3.3.3	Data Layer Sequence Diagram	139

---

<b>CHAPTER 4 DESIGN</b>		<b>150</b>
4.1	Information	151
4.1.1	Database Design	151
4.1.1.1	ER Logical Diagram	151
4.1.1.2	ER Physical Diagram	154
4.1.1.3	Architectural Design	155
4.1.1.4	Architectural Mapping	159
4.1.1.5	Classes in Packages	162
4.1.1.6	Technology	165
4.1.2	Design Level Class Diagram	168
4.1.3	Design Level Sequence Diagram	172
4.2	Registration	174
4.2.1	Database Design	174
4.2.1.1	ER Logical Diagram	174
4.2.1.2	ER Physical Diagram	177
4.2.1.3	Table Description	178
4.2.1.4	Data Services	179



	4.2.1.5 Architectural Design	181
	4.2.1.6 Architectural Mapping	184
	4.2.1.7 Classes in Packages	186
	4.2.2 Design Level Class Diagram	188
	4.2.3 Design Level Sequence Diagram	193
4.3	Planning	196
	4.3.1 Database Design	196
	4.3.1.1 Database Table	196
	4.3.1.2 Data Services	197
	4.3.1.3 Logical Diagram	198
	4.3.1.4 ER Diagram	201
	4.3.1.5 Packaging	202
	4.3.1.6 Classes in Packages	203
	4.3.1.7 Architectural Design	206
	4.3.1.8 Architectural Mapping	209
	4.3.2 Design Level Class Diagram	212
	4.3.3 Design Level Sequence Diagram	215
	4.3.4 Finalized Diagram	222
	4.3.5 Finalized ER Diagram	224

---

<b>CHAPTER 5 TESTING AND IMPLEMENTATION</b>	<b>225</b>
5.1 Introduction	226
5.2 Testing	226
5.2.1 White box Testing	226
5.2.2 Black box Testing	226
5.2.3 Acceptance Testing	227
5.2.4 Special Testing	227
5.3 Implementation	228

---



<b>CHAPTER 6 FUTURE ENHANCEMENT</b>	<b>229</b>
-------------------------------------	------------

---

<b>APPENDIX A      USER GUIDE</b>	<b>231</b>
-----------------------------------	------------

---

<b>BIBLIOGRAPHY</b>	<b>239</b>
---------------------	------------

---